

Shareholding Pattern of Viksit Engineering Limited as on 31.12.2017

1	Name of Listed Entity:	VIKSIT ENGINEERING LIMITED
2	Scrip Code/Name of Scrip/Class of Security:	506196 / VIKSHEN / Equity Shares
3	Share Holding Pattern Filed under: Reg. 31(1)(a)/Reg. 31(1)(b)/Reg.31(1)(c)	Regulation 31(1)(b)
	a. If under 31(1)(b) then indicate the report for Quarter ending	31 st December, 2017
	b. If under 31(1)(c) then indicate date of allotment/extinguishment	-
4	Declaration	-
	Particulars	
	Whether the Listed Entity has issued any partly paid up shares?	NO
	Whether the Listed Entity has issued any Convertible Securities or Warrants?	NO
	Whether the Listed Entity has any shares against which depository receipts are issued?	NO
	Whether the Listed Entity has any shares in locked-in?	NO
	Whether any shares held by promoters are pledge or otherwise encumbered?	NO
	Wheter Company has Equity Shares with differential Voting Rights	NO






Table I - Summary Statement holding of specified securities

Category (I)	Category of shareholder (II)	Nos. of shareholders (III)	No. of fully paid up equity shares held (IV)	No. of Partly paid-up equity shares held (V)	No. of shares underlying Depository Receipts (VI)	Total nos. shares held (VII) = (IV)+(V)+ (VI)	Shareholding as a % of total no. of shares (calculated as per SCRR, 1957) (VIII) As a % of (A+B+C2)	Number of Voting Rights held in each class of securities (IX)			No. of Shares Outstanding convertible securities (including Warrants) (X)	Shareholding, as a % assuming full conversion of convertible securities (as a percentage of diluted share capital) (XI)= (VII)+(X) As a % of (A+B+C2)	Number of Locked in shares (XII)		Number of Shares pledged or otherwise encumbered (XIII)		Number of equity shares held in dematerialized form (XIV)	
								No of Voting Rights					Total as a % of (A+B+C)	No. (a)	As a % of total Shares held (b)	No. (a)		As a % of total Shares held (b)
								Class eg: X	Class eg: Y	Total								
(A)	Promoter & Promoter Group	5	500	-	-	500	0.20	500	-	500	0.20	-	-	NA	-	300		
(B)	Public	118	248,500	-	-	248,500	99.80	248,500	-	248,500	99.80	-	-	NA	-	-		
(C)	Non Promoter- Non Public	-	-	-	-	-	-	-	-	-	-	-	-	NA	-	-		
(C1)	Shares underlying DRs	-	-	-	-	-	-	-	-	-	-	-	-	NA	-	-		
(C2)	Shares held by Employee Trusts	-	-	-	-	-	-	-	-	-	-	-	-	NA	-	-		
	Total	123	249,000	-	-	249,000	100.00	249,000	-	249,000	100.00	-	-	-	-	300		

Sumit



Table II - Statement showing shareholding pattern of the Promoter and Promoter Group

S. No.	Category & Name of the Shareholders (I)	PAN (II)	No. of shareholder (III)	No. of fully paid up equity shares held (IV)	Partly paid-up equity shares held (V)	Nos. of shares underlying Depository Receipts (VI)	Total nos. shares held (VII = IV+V+VI)	Shareholding % calculated as per SCRR, 1957 As a % of (A+B+C2) (VIII)	Number of Voting Rights held in each class of securities (IX)			No. of Shares Underlying Outstanding convertible securities (including Warrants) (X)	Shareholding as a % assuming full conversion of convertible securities (as a percentage of diluted share capital) (XI) = (VII)+(X) as a % of A+B+C2	Number of Locked in shares (XII)		Number of Shares pledged or otherwise encumbered (XIII)		Number of equity shares held in dematerialized form (XIV)		
									No of Voting Rights		Total as a % of Total Voting rights			No. (a)	As a % of total Shares held (b)	No. (a)	As a % of total Shares held (b)			
									Class X	Class Y									Total	
I	Indian																			
(a)	Individuals/ Hindu undivided Family		5	500	0	0	500	0.20	500	0	500	0.20	0	0.20	0	0	0	0	0	300
1	Shri Dinesh Kumar Gupta	AHLPG0505C		100	0	0	100	0.04	100	0	100	0.04	0	0.04	0	0	0	0	0	100
2	Shri Raghunandan Khandelwal	ADPPK8367A		100	0	0	100	0.04	100	0	100	0.04	0	0.04	0	0	0	0	0	0
3	Shri Arun Tatia	AANPT3972D		100	0	0	100	0.04	100	0	100	0.04	0	0.04	0	0	0	0	0	0
4	Shri Devendra Khandelwal	ADIPK6861E		100	0	0	100	0.04	100	0	100	0.04	0	0.04	0	0	0	0	0	100
5	Smt. Asha Khandelwal	ADBPK6081B		100	0	0	100	0.04	100	0	100	0.04	0	0.04	0	0	0	0	0	100
(b)	Central Government/ State Government(s)		0	0	0	0	0	0	0	0	0	0	0	0	0	0	0	0	0	0
(c)	Financial Institutions/ Banks		0	0	0	0	0	0	0	0	0	0	0	0	0	0	0	0	0	0
(d)	Any Other (specify)		0	0	0	0	0	0	0	0	0	0	0	0	0	0	0	0	0	0
	Sub-Total (A)(I)		5	500	0	0	500	0.20	500	0	500	0.20	0	0.20	0	0	0	0	0	300
II	Foreign		0	0	0	0	0	0	0	0	0	0	0	0	0	0	0	0	0	0
(a)	Individuals/ Hindu undivided Family		0	0	0	0	0	0	0	0	0	0	0	0	0	0	0	0	0	0
(b)	Central Government/ State Government(s)		0	0	0	0	0	0	0	0	0	0	0	0	0	0	0	0	0	0
(c)	Financial Institutions/ Banks		0	0	0	0	0	0	0	0	0	0	0	0	0	0	0	0	0	0
(d)	Foreign Portfolio Investor		0	0	0	0	0	0	0	0	0	0	0	0	0	0	0	0	0	0
(e)	Any Other (specify)		0	0	0	0	0	0	0	0	0	0	0	0	0	0	0	0	0	0
	Sub-Total (A)(II)		0	0	0	0	0	0	0	0	0	0	0	0	0	0	0	0	0	0
	Total Shareholding of Promoter and Promoter Group (A) = (A)(I)+(A)(2)		5	500	0	0	500	0.20	500	0	500	0.20	0	0.20	0	0	0	0	0	300

Sumit




Table III - Statement showing shareholding pattern of the Public shareholder

S. No.	Category & Name of the Shareholders (I)	PAN (II)	Nos. of shareholder (III)	No. of fully paid up equity shares held (IV)	Partly paid-up equity shares held (V)	Nos. of shares underlying Depository Receipts (VI)	Total nos. shares held VII = IV+V+VI	Shareholding % calculated as per SCRR, 1957 As a % of (A+B+C2) VIII	Number of Voting Rights held in each class of securities (IX)			No. of Shares Underlying Outstanding convertible securities (including Warrants) (X)	Total shareholding, as a % assuming full conversion of convertible securities (as a percentage of diluted share)	Number of Locked in shares (XII)		Number of Shares pledged or otherwise encumbered (XIII)		Number of equity shares held in dematerialized form (XIV)	
									No of Voting Rights		Total as a % of Total Voting rights			No. (a)	As a % of total Shares held (b)	No. (Not applicable) (a)	As a % of total shares held (Not applicable) (b)		
									Class X	Class Y									Total
I	Institutions																		
(a)	Mutual Funds		0	0	0	0	0	0.00	0	0	0	0	0	0	0	0	0	0	0
(b)	Venture Capital Funds		0	0	0	0	0	0.00	0	0	0	0	0	0	0	0	0	0	0
(c)	Alternate Investment Funds		0	0	0	0	0	0.00	0	0	0	0	0	0	0	0	0	0	0
(d)	Foreign Venture Capital Investors		0	0	0	0	0	0.00	0	0	0	0	0	0	0	0	0	0	0
(e)	Foreign Portfolio Investors		0	0	0	0	0	0.00	0	0	0	0	0	0	0	0	0	0	0
(f)	Financial Institutions/ Banks		0	0	0	0	0	0.00	0	0	0	0	0	0	0	0	0	0	0
(g)	Insurance Companies		0	0	0	0	0	0.00	0	0	0	0	0	0	0	0	0	0	0
(h)	Provident Funds/ Pension Funds		0	0	0	0	0	0.00	0	0	0	0	0	0	0	0	0	0	0
(i)	Any Other (specify)		0	0	0	0	0	0.00	0	0	0	0	0	0	0	0	0	0	0
	Sub-Total (B)(1)		0	0	0	0	0	0.00	0	0	0	0	0	0	0	0	0	0	0
II	Central Government/ State Government(s) / President of India		0	0	0	0	0	0.00	0	0	0	0	0	0	0	0	0	0	0
	Sub-Total (B)(2)		0	0	0	0	0	0.00	0	0	0	0	0	0	0	0	0	0	0

Sumit


Table III - Statement showing shareholding pattern of the Public shareholder

S. No.	Category & Name of the Shareholders (I)	PAN (II)	Nos. of shareholder (III)	No. of fully paid up equity shares held (IV)	Partly paid-up equity shares held (V)	Nos. of shares underlying Depository Receipts (VI)	Total nos. shares held VII = IV+V+VI	Shareholding % calculated as per SCRR, 1957 As a % of (A+B+C2) VIII	Number of Voting Rights held in each class of securities (IX)			No. of Shares Underlying Outstanding convertible securities (including Warrants) (X)	Total shareholding, as a % assuming full conversion of convertible securities (as a percentage of diluted share)	Number of Locked in shares (XII)		Number of Shares pledged or otherwise encumbered (XIII)		Number of equity shares held in dematerialized form (XIV)		
									No of Voting Rights		Total as a % of Total Voting rights			No. (a)	As a % of total Shares held (b)	No. (Not applicable) (a)	As a % of total shares held (Not applicable) (b)			
									Class X	Class Y									Total	
III	Non-institutions																			
(a)	Individuals - i. Individual shareholders holding nominal share capital up to Rs. 2 lakhs.	-	96	10300	0	0	10300	4.14	10300	0	10300	4.14	0	4.14	0	0	0	0	0	0
	Individuals - ii. Individual shareholders holding nominal share capital in excess of Rs. 2 lakhs.	-	0	0	0	0	0	0.00	0	0	0	0	0	0	0	0	0	0	0	0
(b)	NBFCs registered with RBI	-	0	0	0	0	0	0.00	0	0	0	0	0	0	0	0	0	0	0	0
(c)	Employee Trusts	-	0	0	0	0	0	0.00	0	0	0	0	0	0	0	0	0	0	0	0
(d)	Overseas Depositories (holding DRs) (balancing figure)	-	0	0	0	0	0	0.00	0	0	0	0	0	0	0	0	0	0	0	0

Sumit



